ООО «Тайкан»

ФОРСУНКИ МЕЛКОДИСПЕРСНЫЕ для увлажнения воздуха охлаждения конденсаторов кондиционеров теплообменников градирен

Страна производства – Китай.



Материалы – нержавеющая сталь, латунь

Применение:

- Увлажнение
- Охлаждение водяное
- Очистка воздуха и газов
- Контроль пыльности

Характеристики:

Угол распыления 70-90*	Размер условного проходного сечения	Производительность форсунки (л/час) при давлении (атм)								
		2 атм	5 атм	10 атм	15 атм	20 атм	30 атм	40 атм	50 атм	70 атм
Присоединительная резьба 1/4 NPT или BSPT внешняя	1.5 (0,51 мм)	4.9	7.7	10.9	13.3	15.4	18.8	22.1	24.1	29.1
	3 (0,71 мм)	9.8	15.4	23	27	32	38	44	49	58
	6 (1,1 мм)	19.4	32	44	54	62	76	87	98	115
	8 (1,5 мм)	27	42	59	72	83	101	116	130	154
	10 (1,6 мм)	33	52	73	89	103	126	145	162	192
	12 (1,9 мм)	40	62	87	107	123	151	174	194	231
	20 (2,1 мм)	65	103	145	177	201	251	291	321	381
	26 (2,2 мм)	85	134	188	231	266	326	376	421	496

*Указаны наиболее популярные диаметры. Возможно изготовление других размеров проходного сечения

Размеры и вес:

Резьба NPT или BSPT	Размер под ключ (мм)	Длинна (мм)	Вес (кг)
1/4	14,3	21,6	0,01

Информация для заказа:

Резьба внешняя	Тип форсунки	Материал	Размер условного прохода
1/4 NPT или BSPT	FM – среднедисперсное распыление	SS – нерж. сталь B- латунь	1.5-26

Пример заказа: 1/4 BSPT FM-SS1,5 1/4 NPT FM-SS3

ООО «Тайкан»
121614, г. Москва, ул. Крылатские Холмы 35, корп. 1
Тел: +7 (985) 585-55-55
Тел: +7 (495) 643-00-84
e-mail: info@taikan.ru
http://www.taikan.ru

section E

FINE SPRAY NOZZLES

Small Capacity (1/8"–1/4" inlet connection size)

Standard Spray

Fine Spray Hydraulic Atomizing Spray Nozzles 252
UniJet® Fine Spray Nozzles 255

Wide Angle Spray

Fine Spray Hydraulic Atomizing Spray Nozzles 258

Wide Angle and Fogger Spray

UniJet Fine Spray Nozzles 260

Large Capacity (3/4"–1-1/2" inlet connection size)

Wide Angle Spray

FogJet® Fine Spray Nozzles 261

Narrow Angle Spray

FogJet Fine Spray Nozzles 265

Fine Spray Hydraulic Atomizing Spray Nozzles
Standard Spray
Small Capacity



LN



Integral strainer
1/4" NPT or BSPT (F)

LNN



Integral strainer
1/4" NPT or BSPT (M)

LND



Integral strainer wall-mounted
1/4" NPT or BSPT (F)
with 1/2" NPT (F)
wall-mounting threads

LNND



Integral strainer wall-mounted
1/4" NPT or BSPT (M)
with 1/2" NPT (M)
wall-mounting threads

N



1/4" NPT or BSPT (F)

NN



1/4" NPT or BSPT (M)

M



Two-piece design
1/4" NPT or BSPT (M)

DESIGN FEATURES

Fine spray atomizing nozzles use the liquid pressure alone to produce very finely atomized drops in a hollow cone spray pattern with uniform distribution, often achieving misting performance.

Orifice inserts, cores, and strainers are easily removed for inspection or cleaning.

- **Model LN** and **LNN** nozzles are equipped with strainers.
- **Model LND** and **LNND** nozzles offer a wall-mount design as well as a built-in strainer.
- **Model N** and **NN** nozzles consist of a nozzle body, an orifice insert in a cap, and a core.
- **Model M** nozzles feature a removable core for easy cleaning or replacement. ML Series nozzles are supplied with strainers in the same capacities as the Model M.

COMMON APPLICATIONS

- Evaporative cooling
- Moistening
- Humidifying

Fine Spray Hydraulic Atomizing Spray Nozzles
Standard Spray
Small Capacity

PERFORMANCE DATA

Nozzle Inlet Conn. NPT or BSPT	Nozzle Type							Capacity Size	Orifice Dia. Nom. (mm)	Core No.	Capacity* (liters per hour)									Spray Angle		
	LN	LNN	LND	LNND	N	NN	M				2 bar	5 bar	10 bar	15 bar	20 bar	30 bar	40 bar	50 bar	70 bar	3 bar	6 bar	20 bar
1/4	●	●						.30	.41	106	—	—	—	—	3.1	3.8	4.3	4.9	5.7	—	—	51º
	●	●						.40	.41	108	—	—	—	—	4.1	5.0	5.8	6.4	7.6	—	—	58º
	●							.50	.41	109	—	—	—	4.4	5.1	6.3	7.2	8.1	9.6	—	—	63º
	●	●	●	●	●	●	●	.60	.41	206	—	—	4.3	5.3	6.1	7.5	8.6	9.7	11.4	—	35°	65°
	●	●	●	●	●	●	●	1	.51	210	—	5.1	7.2	8.8	10.2	12.5	14.4	16.1	19.1	45°	62°	72°
	●	●	●	●	●	●	●	1.5	.51	216	4.8	7.6	10.8	13.2	15.3	18.7	22	24	29	65°	70°	72°
	●	●	●	●	●	●	●	2	.71	216	6.4	10.2	14.4	17.7	20	25	29	32	38	70°	75°	77°
	●	●	●	●	●	●	●	3	.71	220	9.7	15.3	22	26	31	37	43	48	57	65°	70°	73°
	●	●	●	●	●	●	●	4	1.1	220	12.9	20	29	35	41	50	58	64	76	72°	81°	84°
	●	●	●	●	●	●	●	6	1.1	225	19.3	31	43	53	61	75	86	97	114	73°	79°	81°
	●	●	●	●	●	●	●	8	1.5	225	26	41	58	71	82	100	115	129	153	85°	89°	91°
	●	●	●	●	●	●	●	10	1.6	420	32	51	72	88	102	125	144	161	191	82°	84°	86°
	●	●	●	●	●	●	●	12	1.9	420	39	61	86	106	122	150	173	193	230	78°	82°	85°
	●	●	●	●	●	●	●	14	1.9	421	45	71	101	124	143	175	200	225	265	85°	88°	90°
					●	●		16	2.2	421	52	82	116	142	164	200	230	260	310	83º	86º	88º
	●	●	●	●	●	●	●	18	1.9	422	58	92	130	159	183	225	260	290	345	81°	84°	86°
	●						●	20	2.1	422	64	102	144	176	200	250	290	320	380	75º	78º	80º
	●	●	●	●	●	●	●	22	1.9	625	71	112	159	194	225	275	320	355	420	70°	72°	75°
	●	●	●	●	●	●	●	26	2.2	625	84	133	187	230	265	325	375	420	495	73°	74°	77°

* Maximum operating pressure depends on material and application. Call for specific recommendations.

Fine Spray Hydraulic Atomizing Nozzles Used to Simulate Sea-Level Flight Conditions for Aircraft Testing



Fine Spray Hydraulic Atomizing Spray Nozzles
Standard Spray
Small Capacity

DIMENSIONS & WEIGHTS

	Nozzle Type (Conn.)	Length (mm)	Body Hex. (mm)	Cap Hex. (mm)	Net Weight (kg)
LN	LN (F)	49.5	20.6	17.5	.09
LNN	LNN (M)	54	20.6	17.5	.09
LND	LND (F)	47.5	20.6 dia.	17.5	.08
LNND	LNND (M)	51.5	20.6 dia.	17.5	.08

	Nozzle Type (Conn.)	Length (mm)	Body Hex. (mm)	Cap Hex. (mm)	Net Weight (kg)
N	N (F)	33.3	17.5	17.5	.04
NN	NN (M)	35.5	17.5	17.5	.04
M	M (M)	21.5	14.3	—	.01

Based on largest/heaviest version of each type.

MATERIALS

Material	Material Code	Nozzle Type						
		LN	LNN	LND	LNND	N	NN	M
Brass	(none)	●	●	●	●	●	●	●
303 Stainless Steel	SS	●	●	●	●	●	●	●
316 Stainless Steel	316SS	●	●			●	●	●
Polyvinyl Chloride	PVC					●		●

Other materials available upon request.

Hydraulic Atomizing Nozzles Used to Moisten Bread Dough on Conveyor

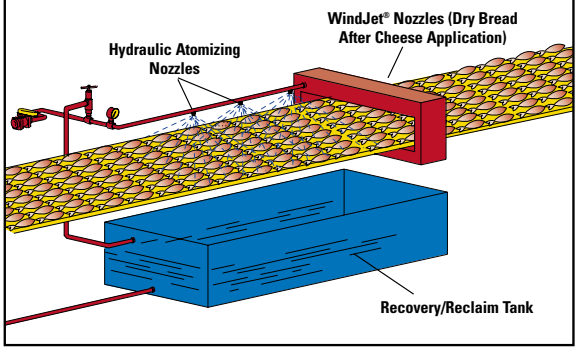

ORDERING INFO

STANDARD SPRAY NOZZLE

1/4	LN	–	SS	8
Inlet Conn.	Nozzle Type		Material Code	Capacity Size

UniJet® Fine Spray Nozzles • Standard Spray

Small Capacity

Typical UniJet spray nozzle assembly with TN tip



T female body or



TT male body



Screen strainer



Spray tip



Tip retainer

Typical UniJet spray nozzle assembly with TN-SSTC tip



High pressure UniJet female body



Gasket



Screen strainer



Tip gasket



Spray tip



High pressure tip retainer

FOR MORE UNIJET SYSTEM INFO SEE SECTION A

TN



UniJet fine/hollow cone spray tip

TN-SSTC



UniJet high pressure tungsten carbide orifice spray tip

DESIGN FEATURES

Model TN UniJet spray tips have a core, body, and orifice insert and are applicable with the UniJet nozzle system. The spray tips produce very finely atomized drops in a hollow cone spray pattern with uniform distribution, often achieving misting performance. Orifice inserts, cores, and strainers are easily removed for cleaning.

COMMON APPLICATIONS

- Evaporative cooling
- Moistening
- Humidifying
- Misting
- Gas cooling

PERFORMANCE DATA

TN

Nozzle Inlet Conn. NPT or BSPT	Capacity Size	Orifice Dia. Nom. (mm)	Core No.	Capacity (liters per hour)									Spray Angle		
				2 bar	5 bar	10 bar	15 bar	20 bar	30 bar	40 bar	50 bar	70 bar	3 bar	6 bar	20 bar
1/4	.30	.41	106	—	—	—	—	3.1	3.8	4.3	4.9	5.7	—	—	51º
	.40	.41	108	—	—	—	—	4.1	5.0	5.8	6.4	7.6	—	—	58º
	.60	.41	206	—	—	4.3	5.3	6.1	7.5	8.6	9.7	11.4	—	35°	65°
	1	.51	210	—	5.1	7.2	8.8	10.2	12.5	14.4	16.1	19.1	45°	62°	72°
	1.5	.51	216	4.8	7.6	10.8	13.2	15.3	18.7	22	24	29	65°	70°	72°
	2	.71	216	6.4	10.2	14.4	17.7	20	25	29	32	38	70°	75°	77°
	3	.71	220	9.7	15.3	22	26	31	37	43	48	57	65°	70°	73°
	4	1.1	220	12.9	20	29	35	41	50	58	64	76	72°	81°	84°

UniJet® Fine Spray Nozzles • Standard Spray
Small Capacity

PERFORMANCE DATA

TN

Nozzle Inlet Conn. NPT or BSPT	Capacity Size	Orifice Dia. Nom. (mm)	Core No.	Capacity (liters per hour)									Spray Angle		
				2 bar	5 bar	10 bar	15 bar	20 bar	30 bar	40 bar	50 bar	70 bar	3 bar	6 bar	20 bar
1/4	6	1.1	225	19.3	31	43	53	61	75	86	97	114	73°	79°	81°
	8	1.5	225	26	41	58	71	82	100	115	129	153	85°	89°	91°
	10	1.6	420	32	51	72	88	102	125	144	161	191	82°	84°	86°
	12	1.9	420	39	61	86	106	122	150	173	193	230	78°	82°	85°
	14	1.9	421	45	71	101	124	143	175	200	225	265	85°	88°	90°
	18	1.9	422	58	92	130	159	183	225	260	290	345	81°	84°	86°
	22	1.9	625	71	112	159	194	225	275	320	355	420	70°	72°	75°
	26	2.2	625	84	133	187	230	265	325	375	420	495	73°	74°	77°

TN-SSTC

Nozzle Inlet Conn. NPT or BSPT	Capacity Size	Orifice Dia. Nom. (mm)	Capacity* (liters per minute)					Approx.** Spray Pattern Diameter (at 30 cm distance)
			30 bar	50 bar	70 bar	100 bar	140 bar	
1/4	.60	.41	.12	.16	.19	.23	.27	7.6
	.80	.34	.17	.21	.25	.30	.36	7.6
	.90	.41	.19	.24	.29	.34	.40	7.6
	1	.51	.21	.27	.32	.38	.45	8.9
	1.5	.51	.31	.40	.48	.57	.67	8.9
	1.8	.64	.37	.48	.57	.68	.81	11.4
	2	.71	.42	.54	.64	.76	.90	11.4
	3	.71	.62	.81	.95	1.1	1.3	15.2
	4	1.1	.83	1.1	1.3	1.5	1.8	20.3
	6	1.1	1.2	1.6	1.9	2.3	2.7	25.4
	8	1.5	1.7	2.1	2.5	3.0	3.6	30.5
	9	1.5	1.9	2.4	2.9	3.4	4.0	35.6
	10	1.6	2.1	2.7	3.2	3.8	4.5	40.6
	12	1.9	2.5	3.2	3.8	4.6	5.4	45.7
	14	1.9	2.9	3.8	4.4	5.3	6.3	35.6
	15	2.1	3.1	4.0	4.8	5.7	6.7	40.6
	16	2.2	3.3	4.3	5.1	6.1	7.2	45.7
	18	1.9	3.7	4.8	5.7	6.8	8.1	40.6
	20	2.1	4.2	5.4	6.4	7.6	9.0	45.7
	22	1.9	4.6	5.9	7.0	8.4	9.9	30.5
	24	2.1	5.0	6.4	7.6	9.1	10.8	33
	26	2.2	5.4	7.0	8.3	9.9	11.7	35.6

* Tabulated capacities based on water.
** Spray pattern diameter is based on liquid with viscosity of 20 seconds #4 Zahn Cup...spraying at 1600 psi (110 bar). Coverages will vary with viscosities and pressures.

UniJet® Fine Spray Nozzles • Standard Spray
Small Capacity

DIMENSIONS & WEIGHTS

TN, TN-SSTC 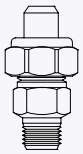	Nozzle Type	Length (mm)	Hex. (mm)	Net Weight (kg)
	T+TN	50	21	.07
	TT+TN	50	21	.06
	T+TN-SSTC	50	21	.07
	TT+TN-SSTC	50	21	.06

Based on largest/heaviest version of each type.

ORDERING INFO

UNIJET COMPLETE NOZZLE

NOZZLE BODY				SPRAY TIP			
1/4	T	– SS	+	TN	– SS		10
Inlet Conn.	Body Type	Material Code		Tip Type	Material Code		Capacity Size
1/4	TT	– SS	+	TN-SSTC			10
Inlet Conn.	Body Type	Material Code		Tip Type	Material Code		Capacity Size

MATERIALS

Material	Material Code	Spray Tip	
		TN	TN-SSTC
Brass	(none)	•	
303 Stainless Steel	SS	•	•

Other materials available upon request.

Automatic Spray Guns Used to Moisten Containers Prior to Filling with Tobacco

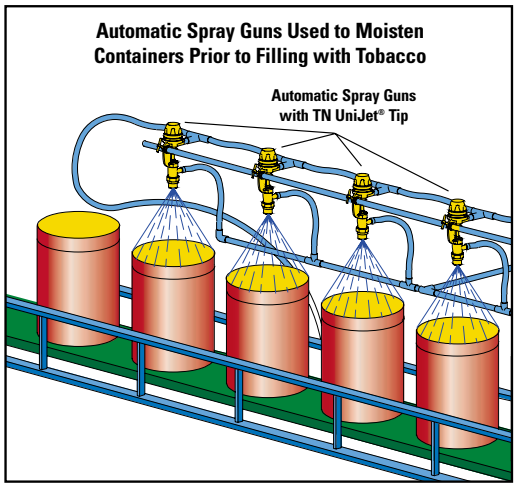

Fine Spray Hydraulic Atomizing Spray Nozzles
Wide Angle Spray
Small Capacity



LN-W



Integral strainer/
wide angle spray
1/4" NPT or BSPT (F)

LNN-W



Integral strainer/
wide angle spray
1/4" NPT or BSPT (M)

N-W



1/4" NPT or BSPT (F)

COMMON APPLICATIONS

- Evaporative cooling
- Moistening
- Humidifying

DESIGN FEATURES

Fine spray atomizing nozzles use the liquid pressure alone to produce very finely atomized drops in a hollow cone spray pattern with uniform distribution, often achieving misting performance.

Orifice inserts, cores, and strainers are easily removed for inspection or cleaning.

- **Model LN-W** and **LNN-W** nozzles are equipped with strainers.
- **Model N-W** and **NN-W** nozzles consist of a nozzle body, an orifice insert in a cap, and a core.

NN-W



1/4" NPT or BSPT (M)

PERFORMANCE DATA

Nozzle Inlet Conn. NPT or BSPT	Capacity Size	Orifice Dia. Nom. (mm)	Core No.	Capacity (liters per hour)				Spray Angle	
				1 bar	2 bar	3 bar	5 bar	3 bar	6 bar
1/4	2W	.99	210	—	6.4	7.9	10.2	—	165°
	3W	.99	216	6.8	9.7	11.8	15.3	—	157°
	4W	1.5	220	11.4	16.1	19.7	25	156°	155°
	8W	1.5	225	18.2	26	32	41	152°	—

Fine Spray Hydraulic Atomizing Spray Nozzles
Wide Angle Spray
Small Capacity

DIMENSIONS & WEIGHTS

	Nozzle Type (Conn.)	Length (mm)	Body Hex. (mm)	Cap Hex. (mm)	Net Weight (kg)
LN-W 	LN-W (F)	49.5	20.6	17.5	.09
LNN-W 	LNN-W (M)	54	20.6	17.5	.09
N-W 	N-W (F)	33.3	17.5	17.5	.04
NN-W 	NN-W (M)	35.5	17.5	17.5	.04

Based on largest/heaviest version of each type.

MATERIALS

Material	Material Code	Nozzle Type			
		LN-W	LNN-W	N-W	NN-W
Brass	(none)	●	●	●	●
303 Stainless Steel	SS	●	●	●	●

Other materials available upon request.

Hydraulic Atomizing Nozzles Used to Cool Coils on Roof-Mounted Air Conditioning Units (Top View)

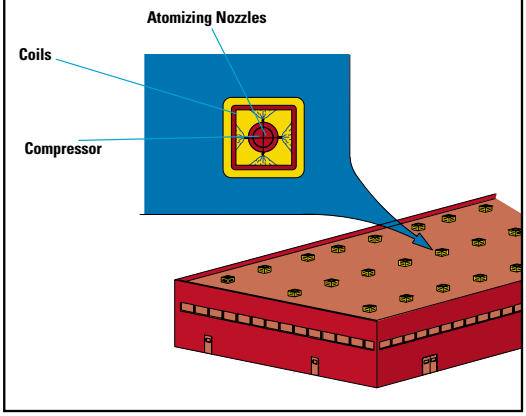

ORDERING INFO

STANDARD SPRAY NOZZLE

1/4	LN	–	SS	8W
Inlet Conn.	Nozzle Type		Material Code	Capacity Size

UniJet® Fine Spray Nozzles • Wide Angle and Fogger Sprays

Small Capacity

22624, SF



22624-Brass tip body and core stainless steel core tip, SF-All brass

1/8SF-CE, SM-CE



1/8" NPT or BSPT (M)

DESIGN FEATURES

The **Model 22624-80°** SF Fogger Spray Tips produce a hollow cone misting-type spray, without atomization. This type of spray is ideal where wetting is needed without excess moisture. It is frequently used in the misting of vegetables to preserve freshness and storage life.

Model SF-CE and **SM-CE** Fogger nozzles are constructed of CELCON®, a durable, high-performance plastic, and feature a removable stainless steel 200 mesh screen. These materials of construction help minimize mineral deposits in the flow passages, and provide wear life that is equal or better than that of comparable metal nozzles. Since there is less build-up and plugging, nozzle maintenance is also kept to a minimum. They are rated to a maximum pressure of 200 psi (14 bar) and a maximum temperature of 200°F (93°C). The SF-CE Series Fogger nozzles offer up to a 110° spray angle at 40 psi, with the SM-CE Series offering an 80° spray.

DIMENSIONS & WEIGHTS

22624, SF / 1/8SF-CE 1/8SM-CE	Nozzle Type	Length (mm)	Hex (mm)	Net Weight (kg)
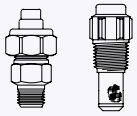	T+22624, TT+22624 T+SF, TT+SF	47.6	20.6	.07
	1/8SF-CE 1/8SM-CE	35	11.1	2.2

ORDERING INFO

UNIJET COMPLETE NOZZLE

NOZZLE BODY		SPRAY TIP				
1/4	T +	22624	–	1	–	80
Inlet Conn.	Body Type	Tip Type		Capacity Size		Spray Angle

PERFORMANCE DATA

Fogger Nozzle No.	Fogger Tip No.	Capacity (liters per hour)					Spray Angle		
		1.5 bar	3 bar	7 bar	10 bar	14 bar	3 bar	7 bar	14 bar
1/8SM-CE1	SM-CE1, 22624-1-80	2.8	3.9	6.0	7.2	8.5	80°	75°	75°
1/8SM-CE2	SM-CE2, 22624-2-80	5.6	7.9	12.0	14.4	17.0	80°	75°	75°

UNIJET COMPLETE NOZZLE

NOZZLE BODY			SPRAY TIP	
1/4	T	+	SF	2
Inlet Conn.	Body Type		Tip Type	Capacity Size

Fogger Nozzle No.	Fogger Tip No.	Capacity (liters per hour)					Spray Angle		
		1.5 bar	3 bar	7 bar	10 bar	14 bar	3 bar	7 bar	14 bar
1/8SF-CE1	–	1.8	2.5	3.8	4.5	5.4	110°	110°	100°
1/8SF-CE2	SF2, SF-CE2	3.5	5.0	7.6	9.1	10.8	105°	105°	100°
1/8SF-CE3	SF3, SF-CE3	5.3	7.5	11.4	13.7	16.2	110°	110°	100°

COMPLETE FOGGER NOZZLE

1/8	SF –	CE2
Inlet Conn.	Nozzle Type	Capacity Size

Spraying Systems Co.®
Phone 1-800-95-SPRAY, Fax 1-888-95-SPRAY
Outside the U.S., Phone 1(630) 665-5000, Fax 1(630) 260-0842
Visit our Web Site: www.spray.com, email: info@spray.com

FogJet® Fine Spray Nozzles • Wide Angle Spray
Large Capacity



7N



Atomizing spray caps
1" NPT or BSPT (F)

7G



FullJet® spray caps
3/4"-1-1/2" NPT or BSPT (F)

DESIGN FEATURES

The 7N Series FogJet nozzle produces a shower-like full cone spray pattern of very fine drops.

The nozzle assembly consists of a nozzle body and seven removable atomizing spray caps. Each cap has an internal core which is easily removed for cleaning or replacement.

The 7G Series FogJet nozzle produces a shower-like full cone spray pattern. The 7G nozzle provides large flow capacities with relatively small drops.

The nozzle assembly consists of a nozzle body and seven removable FullJet spray caps. Each cap has an internal vane which is easily removed and replaced.

COMMON APPLICATIONS

- Gas scrubbing
- Gas cooling
- Fire protection
- Dust control
- Tank rinsing

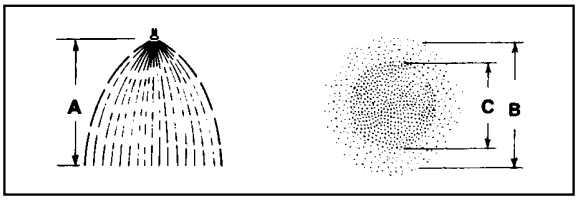

STRAINER



QPW Strainer
Mesh Sizes 24, 50, 100

ORDERING INFO

STRAINER
3/4 QPW – 100
Strainer No. / Mesh Size

FogJet® Fine Spray Nozzles • Wide Angle Spray
Large Capacity

PERFORMANCE DATA

7N

Nozzle Inlet Conn. NPT or BSPT (F)	Capacity Size	Dimensions A (m)	Dimensions B (m)	Dimensions C (m)	Capacity (liters per minute) 1 bar	2 bar	3 bar	5 bar	6 bar	8 bar	10 bar
1	.60	1*	1.1	.5	—	—	—	—	—	.45	.50
	1	1*	1.2	.6	—	—	.46	.59	.65	.75	.84
	1.5	1*	1.4	.8	—	—	.69	.89	.98	1.1	1.3
	2	1*	1.4	.8	—	—	.92	1.2	1.3	1.5	1.7
	3	1*	1.7	1.1	.80	1.1	1.4	1.8	2.0	2.3	2.5
	4	1*	1.7	1.1	1.1	1.5	1.8	2.4	2.6	3.0	3.4
	6	1*	1.8	1.2	1.6	2.3	2.8	3.6	3.9	4.5	5.0
	8	1*	1.8	1.2	2.1	3.0	3.7	4.8	5.2	6.0	6.7
	10	1*	2.1	1.4	2.7	3.8	4.6	5.9	6.5	7.5	8.4
	12	1*	2.4	1.4	3.2	4.5	5.5	7.1	7.8	9.0	10.1
	14	1	2.4	1.4	3.7	5.3	6.4	8.3	9.1	10.5	11.8
	16	1 2*	2.4 2.6	1.5 1.7	4.3	6.0	7.4	9.5	10.4	12.0	13.5
	18	1 2*	2.4 2.7	1.5 1.8	4.8	6.8	8.3	10.7	11.7	13.5	15.1
	22	1 2*	2.9 3.4	1.7 2.1	5.8	8.3	10.1	13.1	14.3	16.5	18.5
	26	1 2*	3.0 3.7	1.8 2.4	6.9	9.8	12.0	15.5	16.9	19.6	22

* And higher.

7G

Nozzle Inlet Conn. NPT or BSPT (F)	Capacity Size	Dimensions A (m)	Dimensions B (m)	Dimensions C (m)	Capacity (liters per minute) 1 bar	2 bar	3 bar	5 bar	6 bar	8 bar	10 bar
3/4	1	1.0 1.5 2.5 3.5	1.5 2.0 2.3 2.4	1.0 1.3 1.4 1.6	3.1	4.3	5.2	6.6	7.2	8.2	9.1
	1.5	1.0 1.5 2.5 3.5	2.4 2.7 3.0 3.2	1.7 2.0 2.3 2.4	4.7	6.5	7.8	9.9	10.8	12.3	13.6

FogJet® Fine Spray Nozzles • Wide Angle Spray
Large Capacity



PERFORMANCE DATA

7G

Nozzle Inlet Conn. NPT or BSPT (F)	Capacity Size	Dimensions A (m)	Dimensions B (m)	Dimensions C (m)	Capacity (liters per minute) 1 bar	2 bar	3 bar	5 bar	6 bar	8 bar	10 bar
3/4	3	1.0	2.6	1.7	9.4	13.0	15.6	19.8	22	25	27
		1.5	3.0	2.0							
		2.5	3.4	2.1							
		3.5	3.5	2.3							
	5	1.0	2.9	1.9	15.7	22	26	33	36	41	45
		1.5	3.4	2.1							
		2.5	3.7	2.4							
		3.5	3.8	2.4							
1	6.5	1.0	3.0	2.7	20	28	34	43	47	53	59
		1.5	3.5	2.8							
		2.5	4.0	3.0							
		3.5	4.1	3.5							
	10	1.0	3.4	2.9	31	43	52	66	72	82	91
		1.5	3.8	3.0							
		2.5	4.1	3.4							
		3.5	4.3	3.7							
	12.5	1.0	3.7	3.0	39	54	65	82	90	102	113
		1.5	4.0	3.4							
		2.5	4.3	3.7							
		3.5	4.4	3.8							
	16	1.0	3.8	3.2	50	69	83	106	115	131	147
		1.5	4.2	3.7							
		2.5	4.4	4.0							
		3.5	4.6	4.0							
1, 1-1/2	25	1.0	4.2	2.7	79	108	130	165	179	205	225
		1.5	4.9	3.2							
		2.5	5.2	3.4							
		3.5	5.3	3.5							
	30	1.0	4.2	2.7	94	130	156	198	215	245	270
		1.5	4.9	3.2							
		2.5	5.2	3.4							
		3.5	5.3	3.5							

FogJet® Fine Spray Nozzles • Wide Angle Spray
Large Capacity

PERFORMANCE DATA

7G

Nozzle Inlet Conn. NPT or BSPT (F)	Capacity Size	Dimensions A (m)	Dimensions B (m)	Dimensions C (m)	Capacity (liters per minute) 1 bar	2 bar	3 bar	5 bar	6 bar	8 bar	10 bar
1, 1-1/2	32	1.0	4.2	2.7	101	138	167	210	230	260	290
		1.5	4.9	3.2							
		2.5	5.2	3.4							
		3.5	5.3	3.5							
	40	1.0	4.2	2.7	126	173	210	265	285	325	360
		1.5	4.9	3.2							
		2.5	5.2	3.4							
		3.5	5.3	3.5							
1-1/2	45	1.0	4.3	2.9	141	195	235	295	320	370	410
		1.5	5.0	3.4							
		2.5	5.3	3.7							
		3.5	5.5	3.8							
	50	1.0	4.4	3.2	157	215	260	330	360	410	455
		1.5	5.2	3.7							
		2.5	5.5	4.1							
		3.5	5.8	4.3							

DIMENSIONS & WEIGHTS

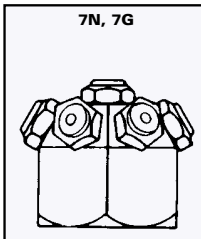

Nozzle Type (Conn.)	Nozzle Inlet Conn. NPT or BSPT	Length (mm)	Dia. (mm)	Net Weight (kg)
7N (F)	1	53.2	63.5	.04
7G (F)	3/4	46	54	.34
	1	84.1	103.2	1.6
	1-1/2	81	108	1.7

Based on largest/heaviest version of each type.

MATERIALS

Material	Material Code	Nozzle Type 7N	Nozzle Type 7G
Brass	(none)	•	•
303 Stainless Steel	SS	•	•
316 Stainless Steel	316SS	•	•

Other materials available upon request.

ORDERING INFO

STANDARD SPRAY NOZZLE

1-1/2 – 7G – SS 30

Inlet Conn.	Nozzle Type	Material Code	Capacity Size

Spraying Systems Co.®
Phone 1-800-95-SPRAY, Fax 1-888-95-SPRAY
Outside the U.S., Phone 1(630) 665-5000, Fax 1(630) 260-0842
Visit our Web Site: http://www.spray.com

FogJet® Fine Spray Nozzles • Narrow Angle Spray

Large Capacity



FF



One-piece
3/4"-1-1/4" NPT or BSPT (F)

F



Two-piece with
hose thread adapter
1"-11-1/2", 1-1/2"-9", 1-1/2"-
11-1/2" Hose thread (F)

COMMON APPLICATIONS

- Fire protection
- Dust control
- Aerating
- Chemical processing

DESIGN FEATURES

The **Model FF** and **F** FogJet nozzles throw a fogging spray of small-sized drops. They produce a dense full cone pattern with large flow rates.

- FF FogJets are one-piece nozzles.
- F FogJets are two-piece assemblies with an adapter to provide a female hose thread connection.

PERFORMANCE DATA

Nozzle Inlet Conn. NPT or BSPT	Hose Thread	Pitch of Hose Thread	Nozzle Type Conn. F		Capacity Size	Capacity (liters per minute)					
			FF	F		1 bar	2 bar	3 bar	5 bar	7 bar	10 bar
3/4			●		4.8	10.9	15.5	18.9	24	29	35
			●		9	21	29	36	46	54	65
			●		12	27	39	47	61	72	86
			●		18	41	58	71	92	109	130
	1	11-1/2*		●	18	41	58	71	92	109	130
1			●		25	57	81	99	127	151	180
			●		35	80	113	138	178	210	252
1-1/4			●		50	114	161	197	255	300	360
			●		70	160	225	275	355	420	500
	1-1/2	9		●	35	80	113	138	178	210	252
		11-1/2*		●	35	80	113	138	178	210	252
		9		●	50	114	161	197	255	300	360
		11-1/2*		●	50	114	161	197	255	300	360
		9		●	70	160	225	275	355	420	500
		11-1/2*		●	70	160	225	275	355	420	500

* May also be used with corresponding tapered pipe thread connections.

FogJet® Fine Spray Nozzles • Narrow Angle Spray
Large Capacity

PERFORMANCE DATA

Capacity Size	"H" Height Above Floor (m)	Spray Dimensions and Coverages (m)					
		2.8 bar			7 bar		
		A (m)	B* (m)	C (m)	A (m)	B* (m)	C (m)
4.8	1	5.2	2.1	4.0	7.6	1.5	6.1
9	1	7.0	2.4	5.2	9.4	1.7	7.3
12	1	7.6	2.4	5.5	10.1	1.7	7.6
18	1	8.8	2.4	5.8	11.0	1.7	7.9
25	1	9.8	2.4	7.3	12.8	1.7	9.8
35	1	11.0	2.4	8.5	16.8	1.8	13.7
50	1	11.3	2.4	8.5	18.3	1.8	15.2
70	1	14.0	2.4	11.0	22.0	1.8	18.3

* B dimension is taken at widest portion of A.

Capacity Size	"H" Height Above Floor (m)	Spray Coverages "D" in (m) at Various Pressures			
		2.8 bar	4 bar	7 bar	10 bar
4.8, 9, 12	1.0	.60	.60	.60	.60
	1.5	.90	.90	.90	.90
	2.1	1.2	1.2	1.1	.90
	3.0	1.5	1.4	1.2	1.1
18, 25	1.0	.60	.60	.60	.60
	1.5	.90	.90	.90	.80
	2.1	1.2	1.2	1.1	.90
	3.0	1.7	1.5	1.3	1.2
35, 50, 70	1.0	.80	.80	.80	.60
	1.5	1.2	1.2	1.1	.90
	2.1	1.5	1.5	1.4	1.2
	3.0	2.0	1.8	1.7	1.5

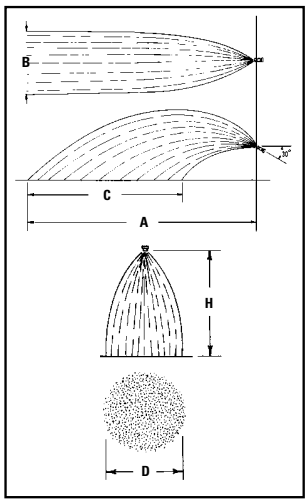

DIMENSIONS & WEIGHTS

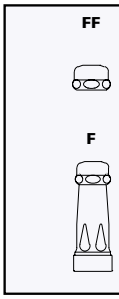

Nozzle Type (Conn.)	Nozzle Inlet Conn. NPT or BSPT	Hose Thread	Overall Length (mm)	Dia. (mm)	Net Weight (kg)
FF (F)	3/4	—	25.4	34.9	.08
	1	—	29.4	42.1	.14
	1-1/4	—	31	53.2	.23
F (F)	—	1	108.7	38.1	.34
	—	1-1/2	147.6	57.2	.79

Based on largest/heaviest version of each type.

MATERIALS

Material	Material Code	Nozzle Type		
		FF	1-11-1/2F-18	1-1/2-xxF-xx
Brass	(none)	•		
303 Stainless Steel	SS	•		
Nickel-plated Brass	(none)		•	
Nickel-plated Brass Cap with plated Cast Iron body	(none)			•

Other materials available upon request.

ORDERING INFO

STANDARD SPRAY NOZZLE

1 – 11-1/2 F – 18

Hose Thread	Pitch of Hose Thread	Nozzle Type	Capacity Size

STANDARD SPRAY NOZZLE

3/4 FF – SS 4.8

Inlet Conn.	Nozzle Type	Material Code	Capacity Size

Spraying Systems Co.®
Phone 1-800-95-SPRAY, Fax 1-888-95-SPRAY
Outside the U.S., Phone 1(630) 665-5000, Fax 1(630) 260-0842
Visit our Web Site: www.spray.com, email: info@spray.com